



**ASX Release**  
**20 February 2008**

**ASX Code**  
**CSE**

---

## **Update on Jackson infill drilling**

---

### **Highlights**

- Strong results have been obtained in the current infill drilling programme which will upgrade the Inferred Resource at **Jackson** to Indicated Resource status. Jackson currently has **0.5Mt @ 5.3% zinc, 4.1% lead, 115g/t silver and 0.1% copper;**
- Drilling recommenced in mid-January after a Christmas break and is currently suspended for two weeks due to heavy rain in the Einasleigh area;
- Following similar infill programmes at Chloe and Railway Flat scheduled for March, further drilling is planned at all three deposits to increase the size of the resource inventory. Exploration of other targets identified by magnetics, electromagnetics and prospecting will also take place as part of this programme;
- Investors can now view a three dimensional model of the Chloe and Jackson deposits on the following website: <http://www.corebox.net/properties/einasleigh/> . Without any special software, the model can be viewed interactively from any perspective. In addition, cross sections are also available along with grades and thicknesses of all intersections.

*Gavin Wendt, analyst at Fat Prophets, has released a research report on Copper Strike and this is available on <http://www.copperstrike.com.au> .*

**Tom Eadie**  
**Managing Director**

*Copper Strike (CSE) is a mineral exploration company focused on finding copper and related base metals in eastern Australia. The company aims to create shareholder value through the development of its advanced projects and through progression of the early stage prospects.*

**Registered Office**

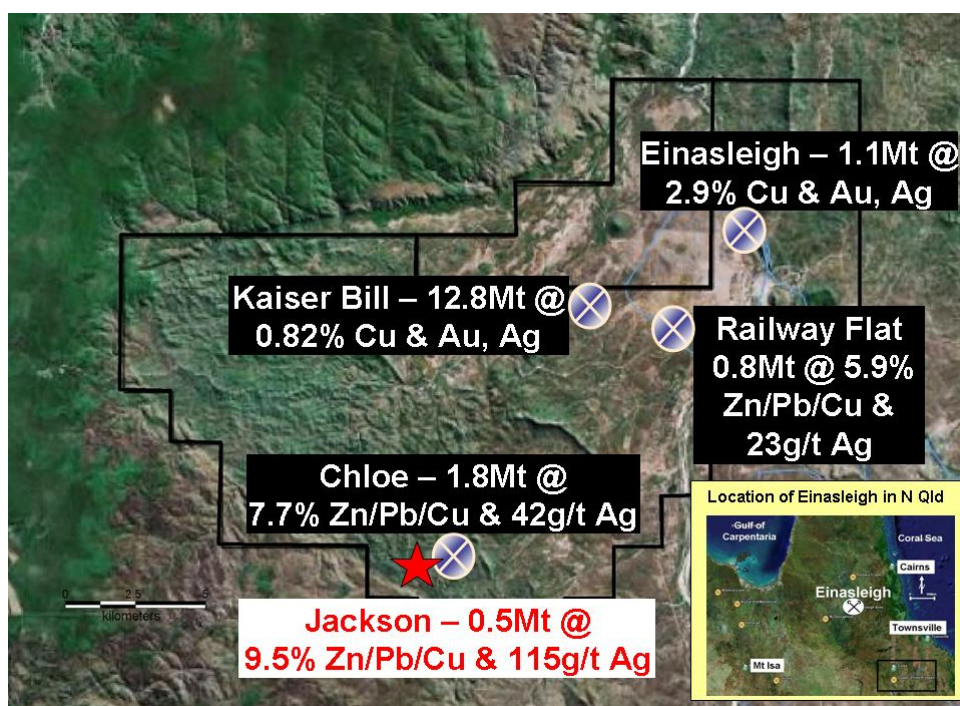
**Copper Strike Limited** ABN 16 108 398 983  
Level 9 - 356 Collins Street Melbourne Victoria 3000 Australia  
Ph 03 96400955 Fax 03 96420698 email [tom@copperstrike.com.au](mailto:tom@copperstrike.com.au)  
[www.copperstrike.com.au](http://www.copperstrike.com.au)

## Drill Programme at Jackson

The drilling programme at **Jackson** is the first part of a large drilling campaign to elevate the three zinc-lead-silver deposits in the Einasleigh Project (**Jackson, Chloe and Railway Flat**) from Inferred to Indicated Resources and to expand the resource inventory.

This is a major step in the Feasibility Study at Einasleigh which is due for completion in mid 2008. The drill programme at Jackson is now approximately 80 percent completed with continuing results available. The programme resumed in mid-January after the Christmas break. Drilling proceeded until mid-February when excessive rain has caused a two week halt to the programme. Drilling is scheduled to restart in late February.

The results released today are holes designed to infill previous drilling and to define the edge of the deposit. Results are as expected and will lead to an upgrade in the resource status from Inferred to Indicated. Similar infill programmes at Chloe and Railway Flat are scheduled for March. Following this programme, further drilling is planned at Jackson, Chloe and Railway Flat to increase the size of the resource inventory. Drilling of other targets such as Bloodwood Knoll and the interesting prospects that have been identified by magnetics, electromagnetics and prospecting in the under-explored western parts of the tenement, will also take place as part of this programme



**Figure 1: Location of Jackson within the Einasleigh Project of North Queensland**

The recent assay results are presented in the table with the drillhole locations shown in Figures 2 and 3. In these figures, newly reported holes are shown in blue and older holes in orange. As shown in Figure 3 and the cross sections in Figures 4 to 6, the deposit is a multi-lens, continuous, moderately dipping body of mineralisation that is still open at a depth of about 180 metres. The deposit is also open along strike. The shallow part of the deposit appears to be amenable to open pit mining which will reduce capital and operating costs.

Best results are in holes JA026 and JA037 which both contained five metres of greater than 10% zinc / lead and high silver values. Most of the holes reported obtained silver results close to or over 100 g/t silver.

The ore deposit diagrams are obtained from the Corebox website which is available to investors to interactively examine the ore deposits in three dimensions – cross sections are also available along with grades and thicknesses of all intersections. Viewing of the site requires no special software. Go to <http://www.corebox.net/properties/einasleigh/> for models of Jackson and Chloe. In the near future all of the Einasleigh area deposits will be available for viewing.

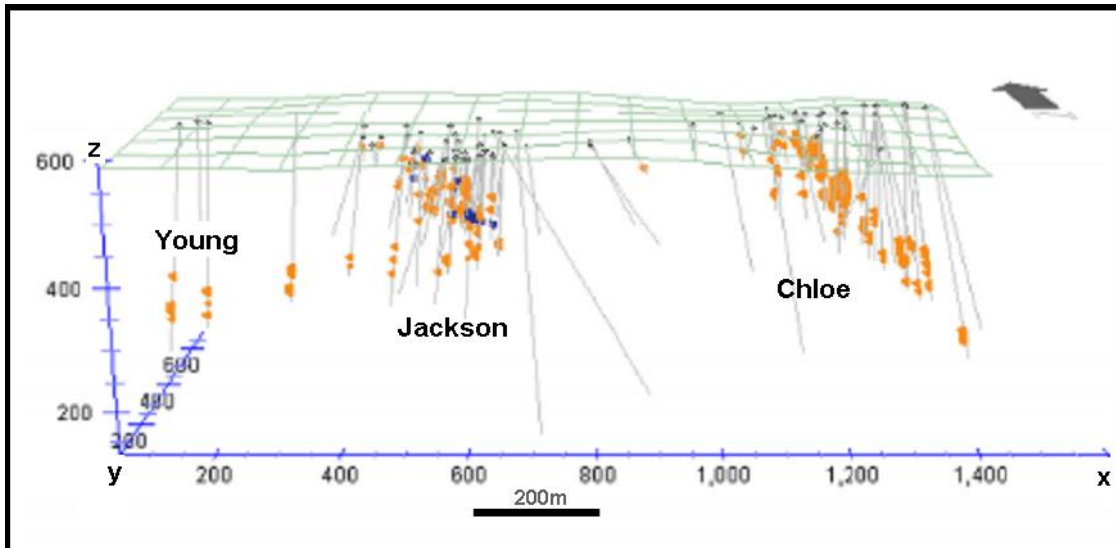


Figure 2: Three dimensional perspective of the Chloe-Jackson trend. Investors can view the deposit in 3D interactively on <http://www.corebox.net/properties/einasleigh/> .

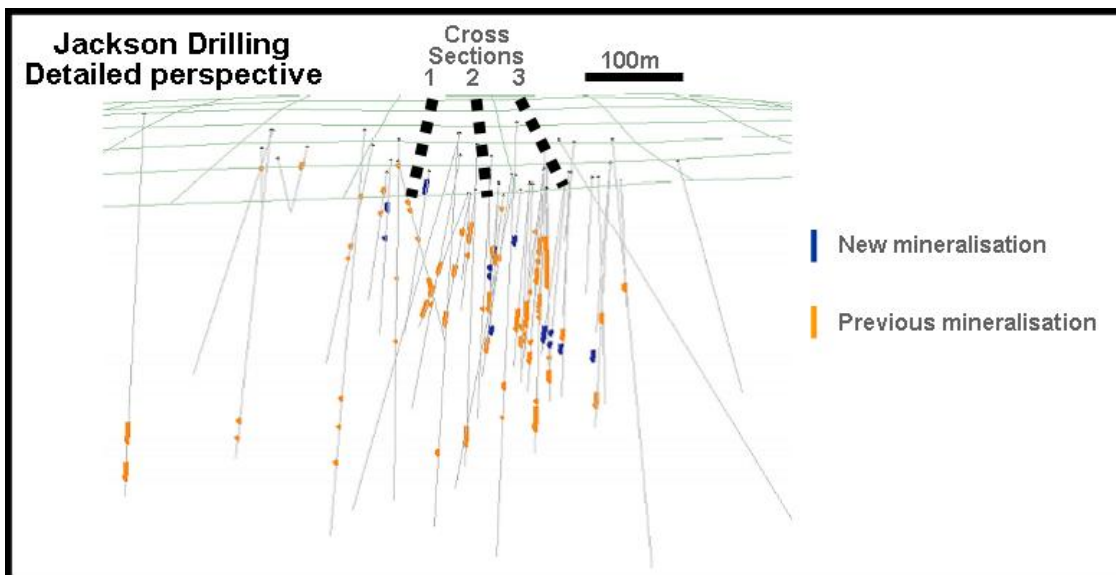


Figure 3: Close up 3D view of the Jackson prospect area

Hole	From (m)	To (m)	Int (m)	Zn %	Pb %	Ag g/t	Cu %	Comments
JA025	86	90.2	4.2	5.8	2.5	83.1	0.1	
JA026	108.4	113.8	5.4	6.2	4.5	201.8	0.1	
JA027	124.4	130.9	6.5	4.2	2.7	109.8	0.1	North edge of resource
JA032	89	98	9.0	3.4	1.7	76.3	0.1	
JA033	90	92	2.0	2.4	0.5	29.2	0.1	
JA033	97	99	2.0	2.2	0.8	58.7	0.1	
JA034	28	33	5.0	2.8	2.0	97.4	0.1	Outside resource to West
JA034	50	52	2.0	3.4	2.8	54.5	0.1	Outside resource to West
JA035	6	15	9.0	3.9	1.7	95.6	0.1	Outside resource to West
JA036	62	64	2.0	2.6	0.8	31.2	0.1	NW edge of resource
JA036	67	70	3.0	2.6	0.7	32.0	0.1	NW edge of resource
JA037	29	34	5.0	7.2	4.8	142.6	0.2	

Table of assays from recent drillholes at Jackson

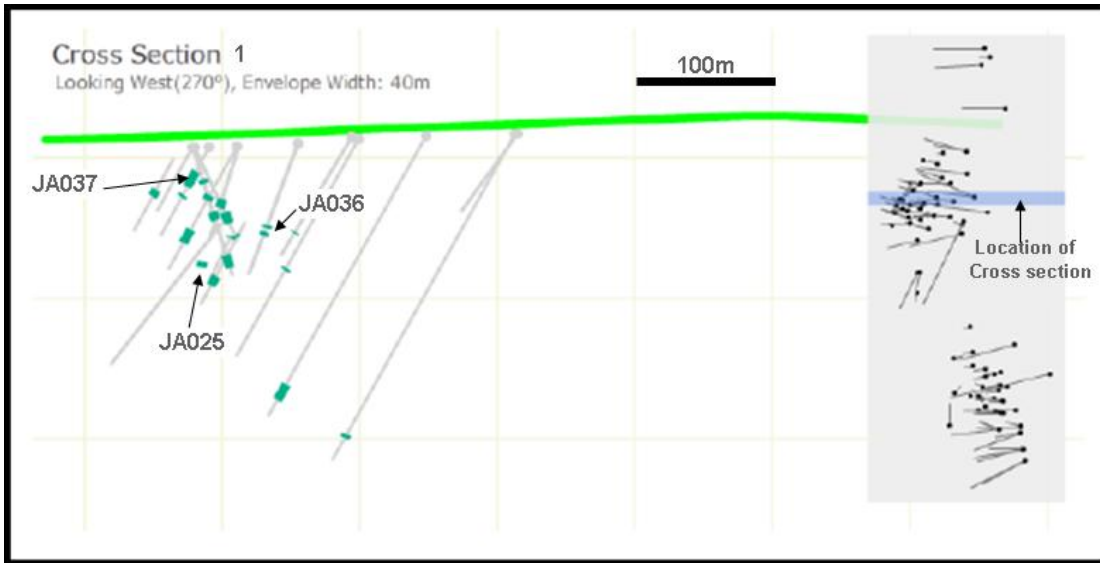


Figure 4: Cross section from the western part of the deposit

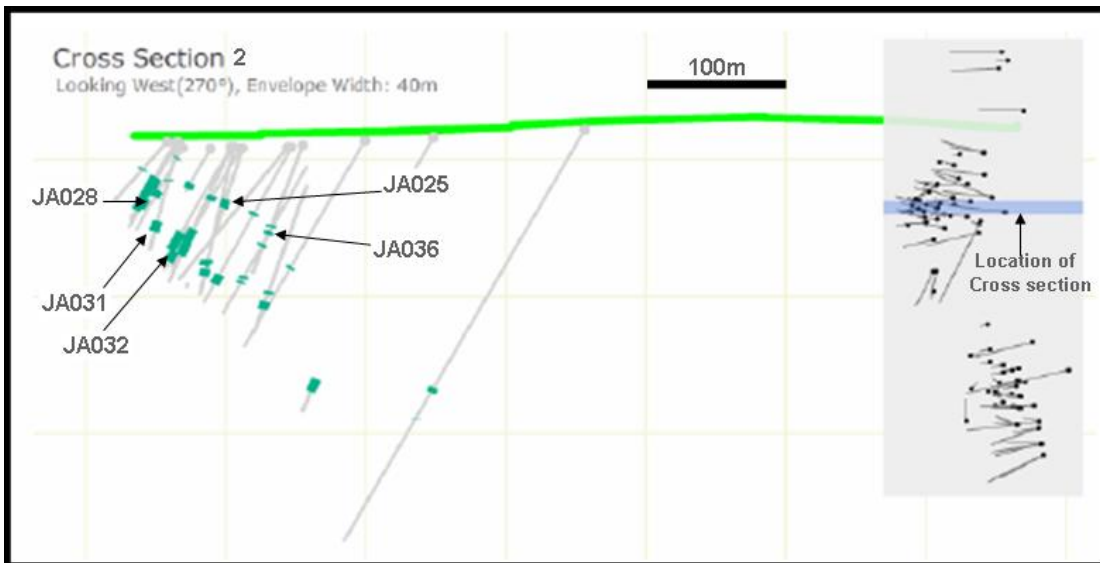


Figure 5: Cross section from the central part of the deposit

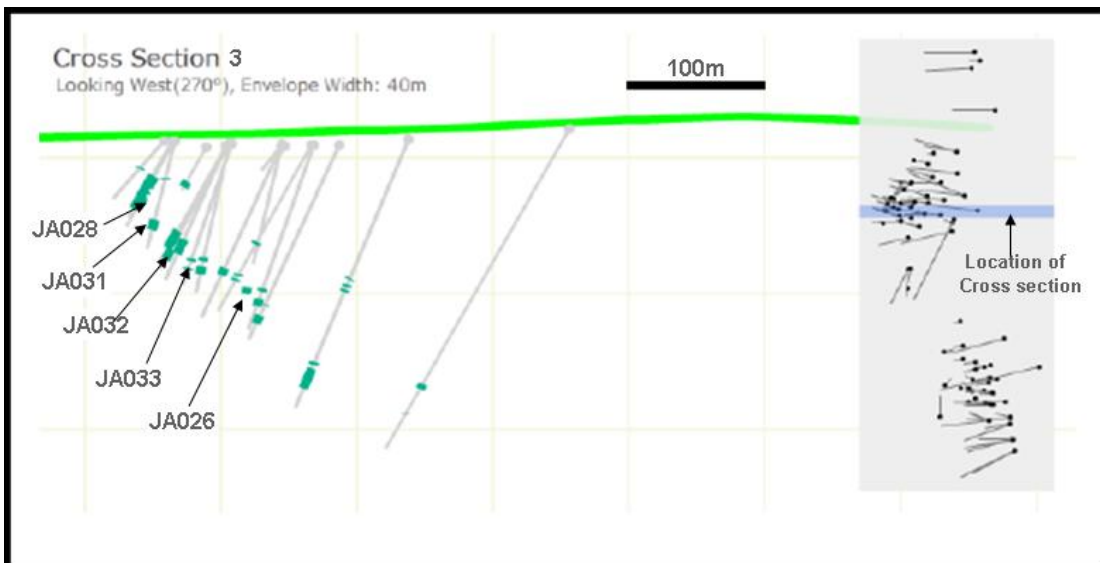


Figure 6: Cross section from the eastern part of the deposit

*The information in this report as it relates to geology, geochemical, geophysical and exploration results was compiled by Mr. Tom Eadie, FAusIMM, who is a Competent Person and has 20 years experience in the minerals industry and the activities being reported on. Mr. Eadie consents to the inclusion of this information in the form and context in which it appears in this report.*

## **Corporate Details**

### ***Issued Capital***

91,420,571 shares  
3,600,000 unlisted options  
Share Price \$0.27 (19 Feb 08)

### ***Key Shareholders***

Teck Cominco Australia 9.4%  
Acorn Capital 7.5%

### ***Registered Office***

Level 9 – 356 Collins Street  
Melbourne Victoria 3000

### ***Directors & Management***

Mr Tom Eadie – Executive Chairman  
Mr Dick Potts – Non Executive Director  
Mr Peter Topham – Non Executive Director  
Mr Terry Lees – Exploration Manager  
Mr David Ogg – Company Secretary